

Jazzles™

# Alphabet Coloring Book

*Lesley Beth*

Discover initial sound-letter-word associations through picture coloring activities.

## Introduction

This electronic book contains 26 fun, alphabet coloring pages to be used with the **Jazzles 'Alphabet Clever Songs' CD**.

Each coloring page illustrates the relevant song lyric. Listen to the songs on the CD and highlight the letters and the words in the song lyrics. Now use these coloring pages to help children understand the initial sound and word meanings through picture association.

These coloring pages are reproducible and printable for personal use and also in an educational setting for use by students for learning purposes.

## Learning Outcomes

These Jazzles '*Alphabet Coloring*' pages provide children with the opportunities to:

1. Develop recall and understanding of initial sound/letter/word associations.
2. Develop fine motor skills for handwriting.
3. Understand and recognize letter shapes.
4. Learn colors.

## About the Author

Lesley Beth is a writer, composer, artist and teacher. She has combined these skills with her experience of teaching young children, to create Jazzles, a rich variety of teacher resource material to achieve early reading readiness.

Other Jazzles Resources from Lesley Beth include:-

1. Jazzles '*Alphabet Clever Songs*' CD
2. Jazzles '*Alphabet Activity Sheets*'
3. Jazzles '*Alphabet Collage Book*'
4. Jazzles '*Create A Dictionary*'

These resources and extended activities help to cater for children's multiple intelligences.

<b>Index</b>	<i>page</i>
Background .....	4
Simple Step by Step User Guide .....	4

## About this Book

Title: Jazzles 'Alphabet Coloring' Book  
 Teacher Reproducible  
 ISBN: 1-876994-10-X  
 Copyright © Lesley Beth  
 First Published April 2001  
 Produced by CleverShow  
 Published by CleverShow  
 Designed by Lesley Beth  
 Illustrated by Lesley Beth  
 Cover Design by T-Rex Art  
 Artwork by Anne Cox  
 Set in Avant Garde

No part of this work may be reproduced, stored in a retrieval system, or transmitted in any form or by any means, electronic, mechanical, photocopying, recording or otherwise, without prior permission of the publisher nor be otherwise circulated in any form of binding or cover other than that in which it is published and without a similar condition being imposed on the subsequent publisher.

©2001 **Lesley Beth** for which all rights reserved. Copyright and intellectual property laws protect all of the information and content within this book. While you may interact with or download a single copy of any portion of the content for learning use within educational settings or for your personal, non-commercial entertainment, information or use, you may not reproduce, sell, publish, distribute, modify, display or otherwise use any portion of the content in any other way or for any other purpose without the written consent of CleverShow, the publisher.

For information, please contact **info@jazzles.com** or call CleverShow at:

### Asia/Pacific

CleverShow Pty Ltd  
 132 Louisa Road  
 Birchgrove  
 Australia 2041  
**61-2-9810-2784**

### USA

CleverShow Corporation  
 318 N. Carson St. Suite 214  
 Carson City  
 Nevada, USA 89701  
**1-530-687-6305**

Jazzles™ is the trademark of CleverShow Corporation in the United States and other countries.

## Background



*Lesley Beth writes:* "The focus of Jazzles 'Alphabet Clever Songs' is the understanding of initial sound-letter relationships and their meaning through word/picture association.

These 26 coloring pages help do that. Used in conjunction with the Jazzles CD and its song lyrics, children will quickly associate pictures with letters. Additionally the coloring pages will help practice letter recognition and formation.

As an experienced teacher, I know it is much better to help children learn through fun than rote. Using Jazzles 'Alphabet Clever Songs', you will soon see how the Jazzles songs, music and associated **coloring pages** quickly create emotional engagement and memorability. This helps children recall sound-letter relationships as an initial step in learning to read.

I always play the CD while the children are playing or doing craft and they sing along happily – learning all the time!"

A handwritten signature in cursive script that reads "Lesley Beth".

lesleybeth@jazzles.com  
www.jazzles.com

## Simple Step by Step User Guide


Here is a practical step by step way to use the material on this CD:-

1. First print out the song lyric and the corresponding coloring page from this book. (To find lyrics, insert Jazzles CD in PC and select the English Language version of your choice - named 'lyricUS.pdf' and 'lyricAUK', the latter for Australia and UK English.)
2. Play the selected song on the Jazzles 'Alphabet Clever Songs' CD and sing along with your children pointing out the focus letter everywhere it appears in the song lyric page.
3. Highlight the initial letter of each word with felt pen.
4. Talk about the meanings of all the words starting with the focus letter within the context of the lyrics.
5. **Use the coloring sheet to gain involvement, letter recognition, and letter practice.**
6. Use the lyric sheet and **the coloring page** to prompt more discussion on any associated subject.
7. Ask children to develop actions, movements and appropriate dance routines for each coloring page. For example, interpreting the 'R' picture, children sit as in a boat and 'row' in time to the music. With the 'P' picture, have disco dancing. Or with the 'J' picture, there's plenty of aerobics – with jogging, jumping and jiggle movements!
8. Create dramatic performances for each of the songs using the coloring page as a stimulus. For example, with the 'A' coloring page, create a playlet around an "Alligator and an Ant". Watch all the 'Hands Up' when you ask for volunteers to play the queen or the quacking duck in the 'Q' page! Even more hands appear seeking to be one of four children standing back-to-back and making the eight waving arms of the orange octopus lurking in the depths while the remaining children swim around in the imaginary ocean! Great fun – particularly if they have just been to an aquarium!
9. Let your children play the CD and sing the song whenever they want. Children will. They love the songs!

Teacher Reproducible  
ISBN: 1-876994-10-X


A a

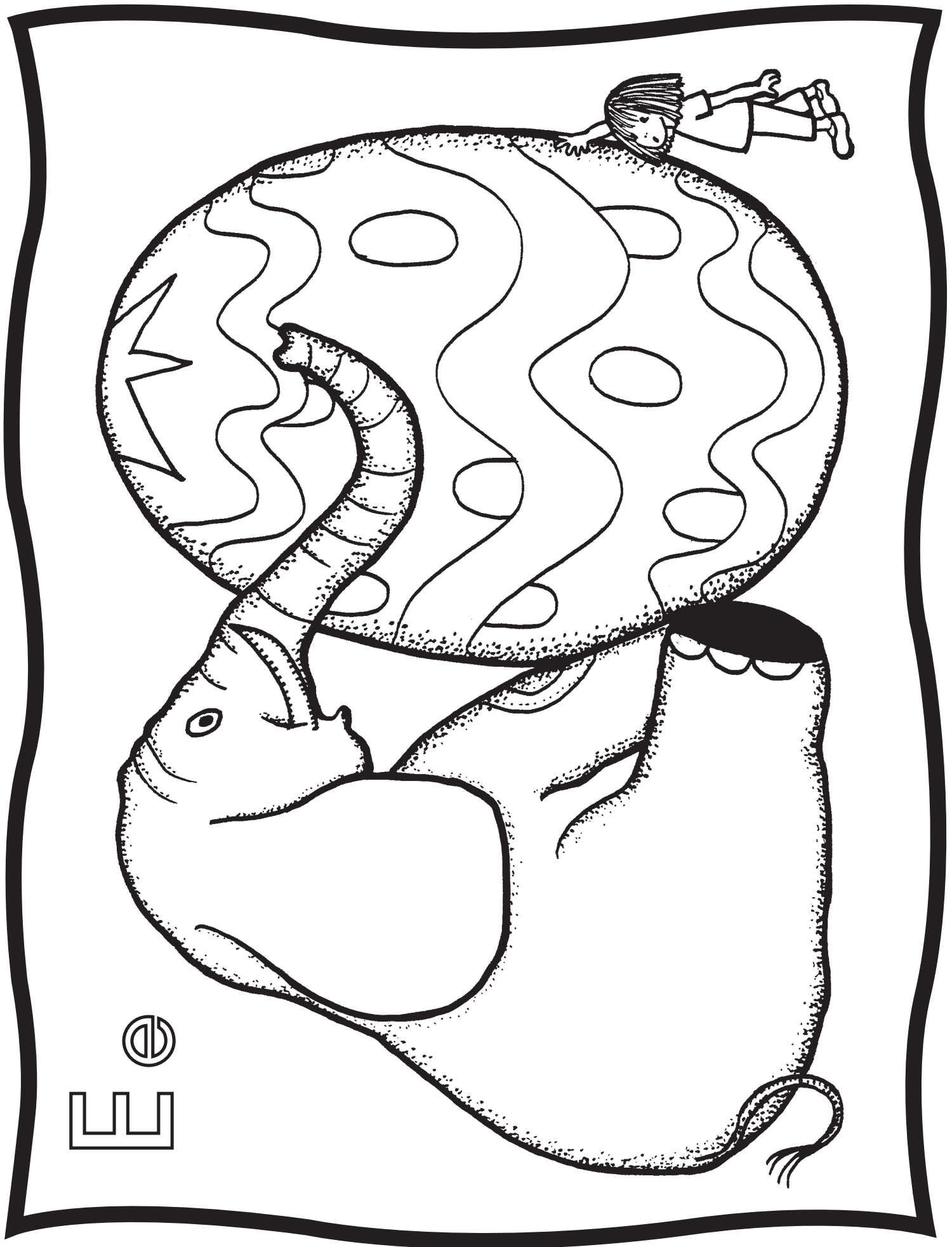








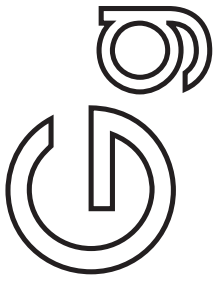
D d



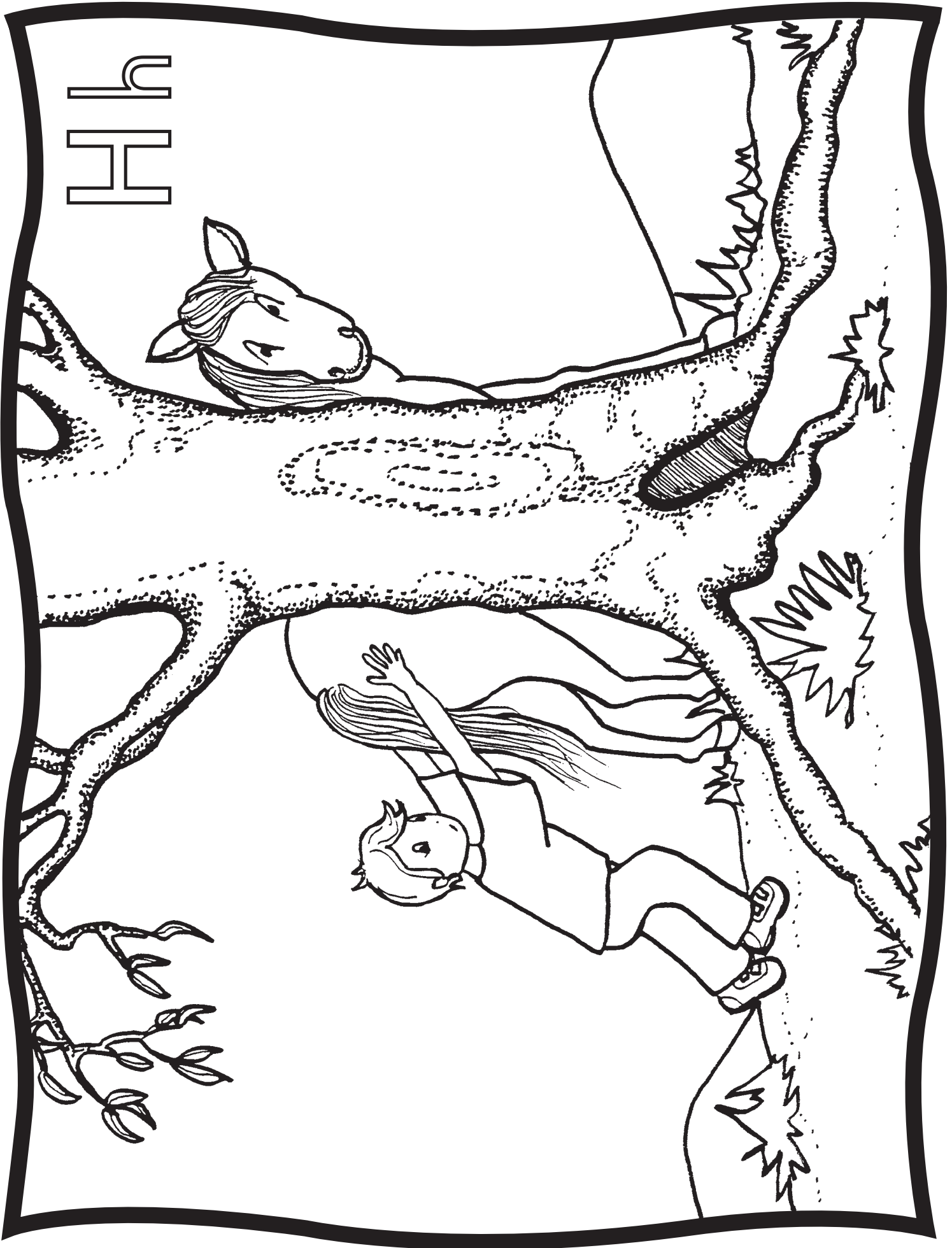





Ff



Hh




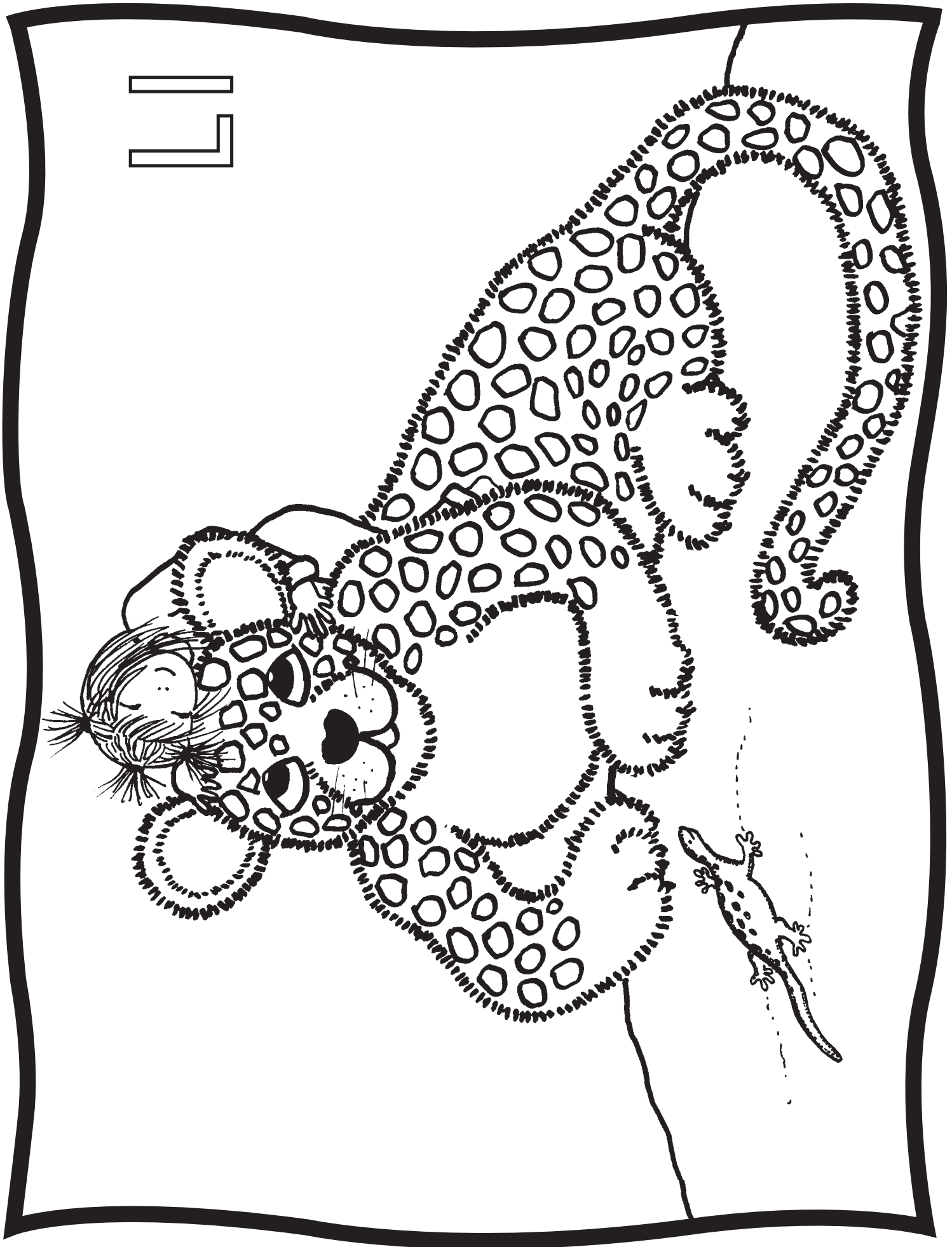
I i




J j








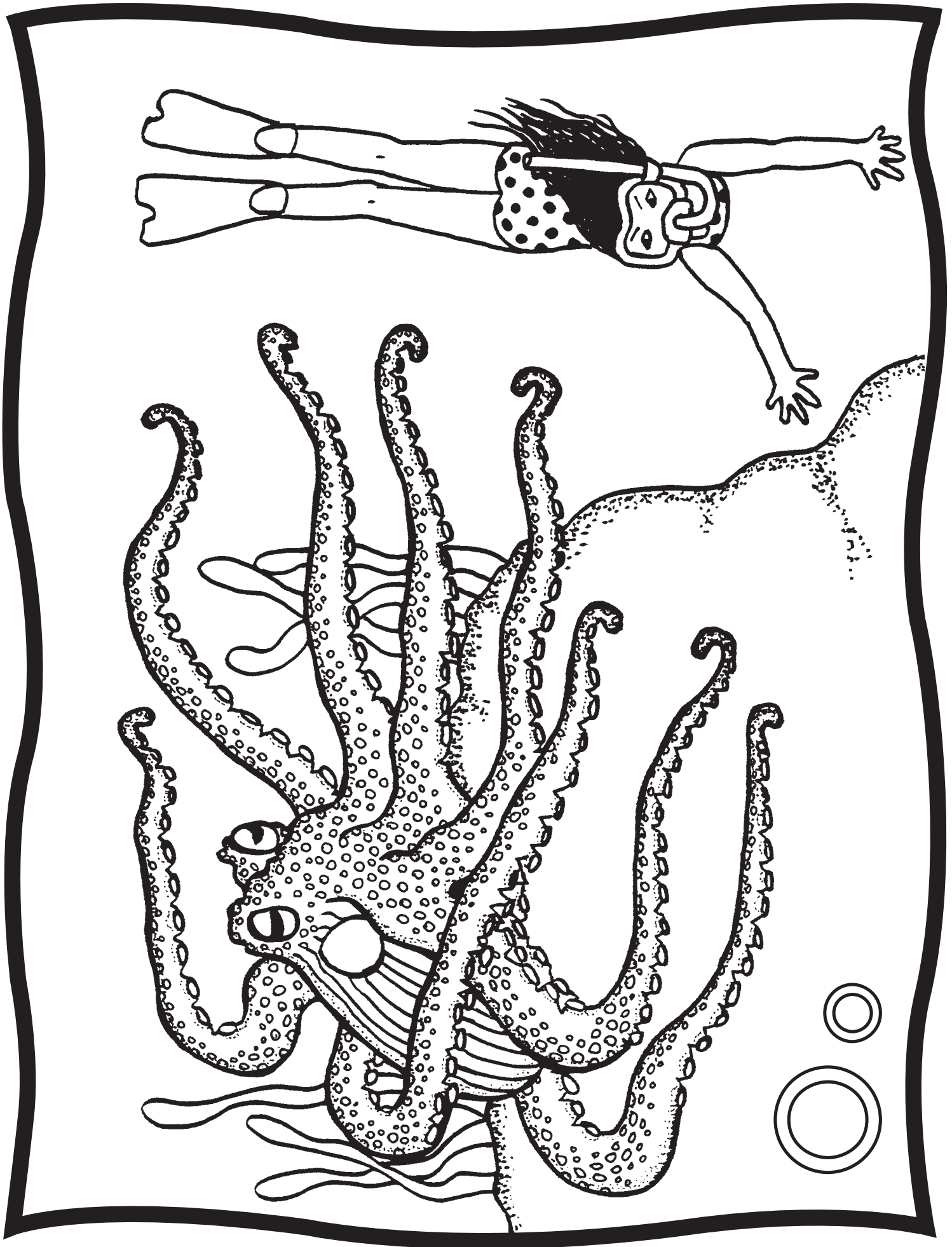
11




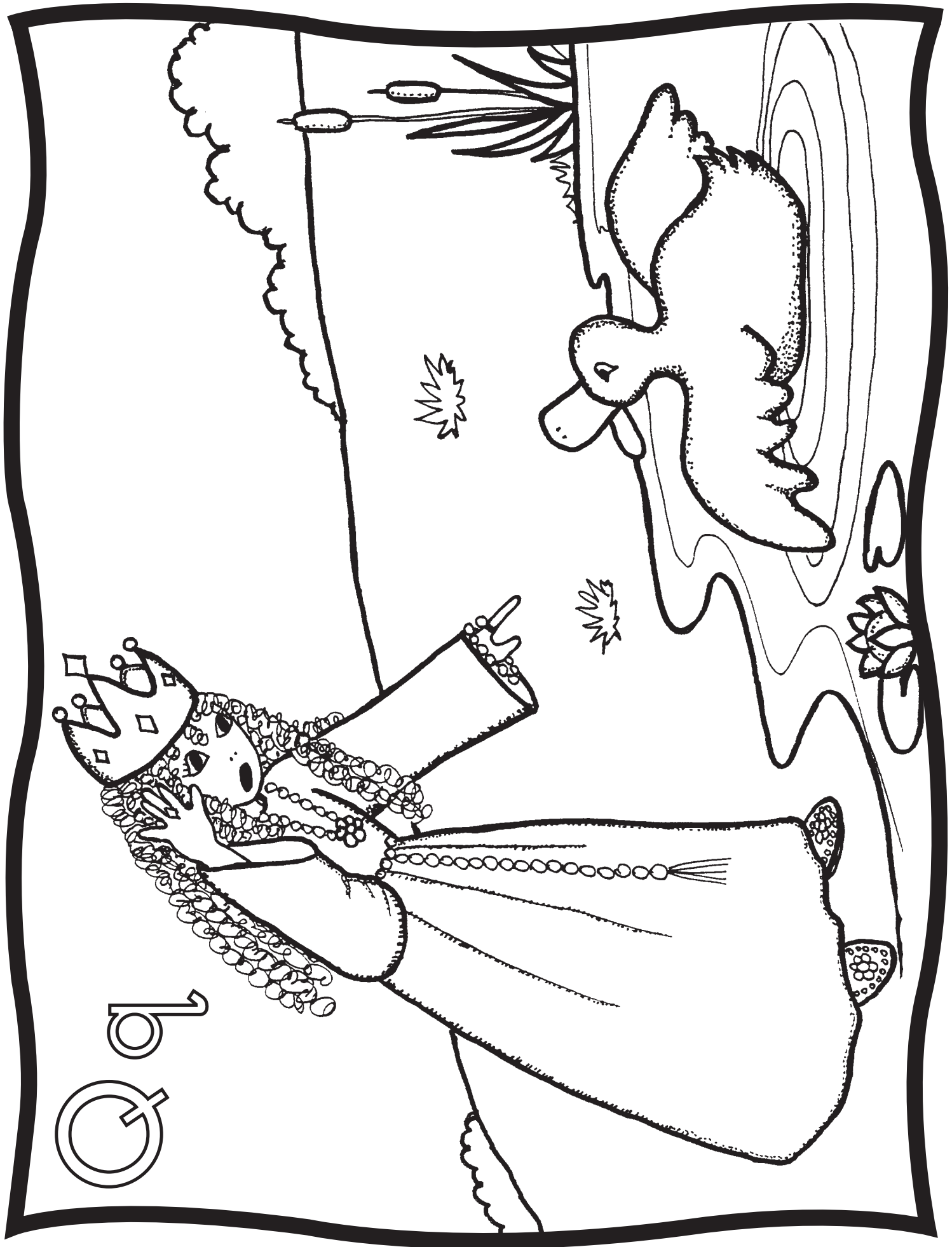
M m



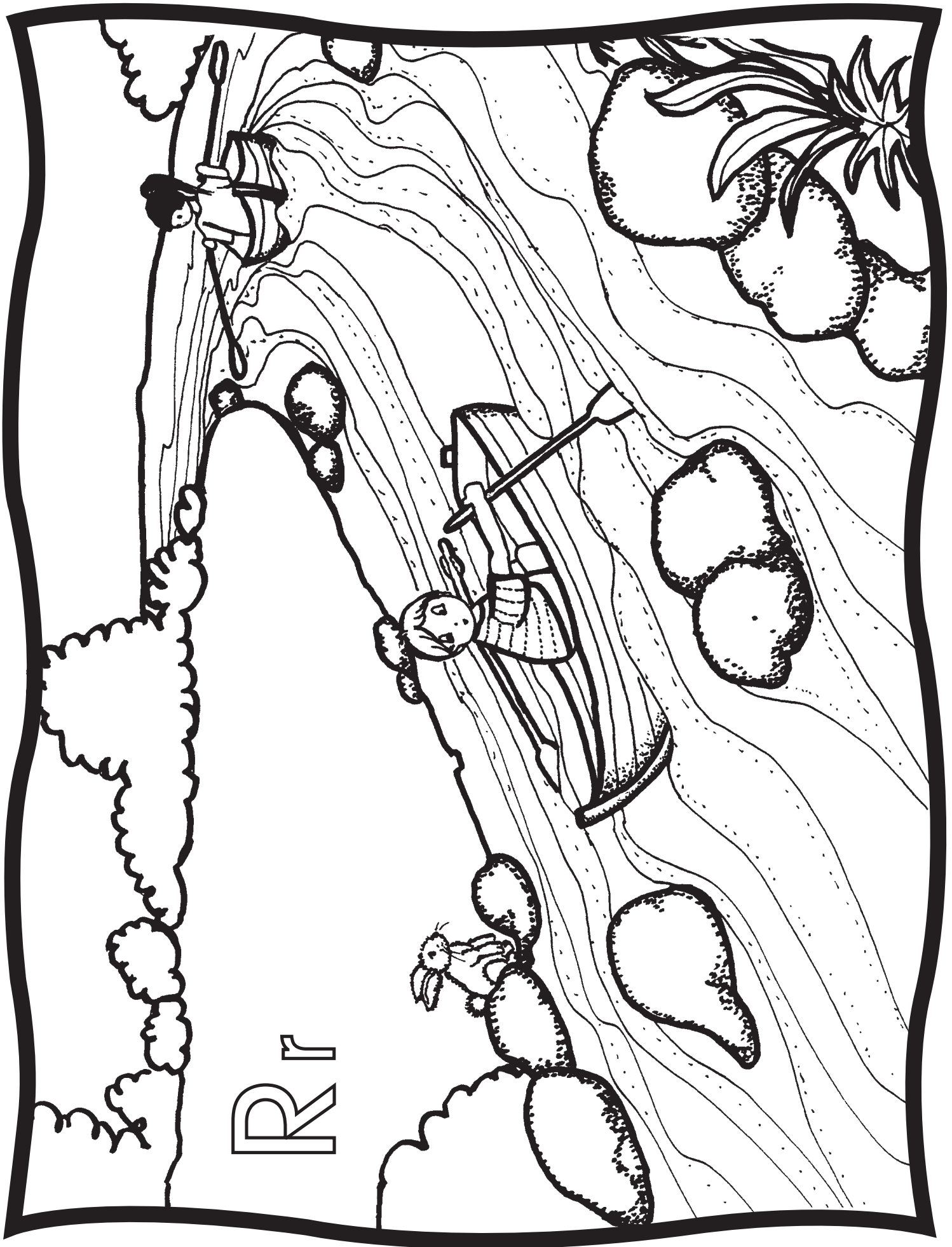
N n








Q  
Q



Rr

Ss




Spelling

Ss school

sit

snake

stand



Tt

U u



